

S. B. P. D. A. V. CENTENARY PUBLIC SCHOOL, FATEHABAD

Class III

HOLIDAYS HOMEWORK (JUNE-2019)

PARENTS CORNER

Summer holidays are the time of the year when you get an opportunity to spend maximum time with your child. To beat the summer heat and make these days fun filled we have planned the following interesting activities which will enhance your child's creative abilities.

Here are some activities to help your child to use their time constructively.

1. Holidays are times for fun and frolic. It is time for playing with friends and meeting relatives. Enjoy yourself in various indoor and outdoor activities.
2. Visit their grandparents, enjoy their company, listen to stories from them and cherish their affection.
3. Make a routine of your child to play, revise concepts of all subjects covered till now and watch T.V under your supervision.
4. Encourage your child to cultivate the reading habit because it not only enhances the knowledge acquired but also develops the vocabulary, language skills and improves spellings.
5. Communication skills play a pivotal role in grooming overall personality of the children. Converse with your child preferably in English to help him/her get comfortable with the language. Encourage your child to speak small sentences- e.g. I am feeling hungry/thirsty, I am playing/reading/sitting./watching T.V., Its hot outside, Please give me food/milk/fruit/eraser/pencil etc.
6. Help your ward to become caring human being by developing the following habits:-
 - Giving respect to his/her elders & speaking politely with everyone.
 - Wishing & Welcoming guests.
 - Using four magical words: Please, Sorry, Thank you & Excuse me.
 - No Scribbling on walls.
7. Sensitize your child about the rich culture and heritage by watching different informative channels, children activities channels & educative channels.
8. Kindly guide & help your ward for practice daily in any cursive writing book.
9. Help your child to revise the syllabus completed before summer vacations.
10. Help your child to make a decorative cover for holidays' homework.
11. Encourage your child to do the activities himself/herself under your guidance & observation and appoint a specific time to do homework daily.
12. The summer vacations will be from 24 May to 1July 2019 (both days inclusive) and school will reopen for students on July 2, 2019. The school office remains open during vacations except on gazetted holidays.
13. Help your ward to do the Holidays Home work of all subjects in combined note book.
14. Help your ward to do one page handwriting daily (English + Hindi) for 10 days to improve handwriting.

Keep visiting school website www.davfatehabad.in and [school android app](#) for latest information and circulars.

ENGLISH

1. Reading is a pleasure. It enhances our personality and makes us aware of the surroundings. So, read the newspaper every day. Learn some new words and use them very often in your routine.
2. Given below is the list of some books. Choose any one to read during vacation and try to understand and use all the new words you find in the book. Find out nouns and pronouns from the book and write down in holidays' homework notebook.
 - a) **The Three Little Pigs**
 - b) **Snow White**
 - c) **The Sleeping Beauty**
 - d) **Jack and the Beanstalk**
 - e) **Tenali Raman moral stories**
 - f) **Little Mermaid**
 - g) **Tales from Panchtantra**
 - h) **The Noddy Series**
 - i) **Heidi**
 - j) **The Happy Prince**
5. **Paste the pictures of the following persons and write 10-12 lines about them.**
 - i) Father/Mother
 - ii) Grandfather/Grandmother
 - iii) Brother/Sister
6. **Write 10 sentences about What is happening around you using Present Continuous Tense in your holidays' homework notebook.**
e.g. A dog is barking in the street.
7. **Read the following passage and write the answer in your holidays' homework Notebook.**

Passage -1

Forests are useful for us in many ways. They provide us timber to build houses and furniture. They also provide us wood for fuel and making paper. Forests provide shelter for birds, wild animals and insects. Forests also bring rainfall. If forests are destroyed, they will become deserts. This will destroy the homes of the birds, wild animals and insects.

1.1 On the basis of your reading of the above passage, complete the following sentences.

- a) We use timber to buildand.....
- b) Shelter for bird and animals is provided by.....
- c) If forests are destroyed, they will become

1.2. Choose the right option for the following statements.

- a) What do the forests bring?
 - i) Downfall
 - ii) Rainfall
 - iii) Flood

b) What do the forests provide us for fuel and making paper?

- i) Flower ii) Wood iii) Seed

1.3 Find antonyms of the following words from the passage.

- a) Useless b) Domestic

Passage – 2

Oil plays a very important part in the life of each one of us. The kinds of oil which we use for different purposes may have different origins. There are three main groups of oils-animal, vegetable and mineral. Great quantity of animal oils come from whales. When a whale is killed, the blubber of its body is used to produce a great quantity of oil. Oil is also obtained from plants like til, coconut, olive, sunflower, soyabean. It is used for cooking purposes.

2.1 On the basis of your reading of the above passage, answer the following questions:

- a) What is produced when a whale is killed?
b) How many groups are there of oils?

2.2 Complete the following sentences-

- a) Great quantity of animal oils come from
b) Oil is also obtained from plants like

2.3 Find synonyms of the following words from the passage:

- a) aims b) essential

2.4 Find two pronouns from the passage.

Passage - 3

The sun is a huge ball of fire. It gives light and heat to the earth. Heat and energy is needed by animals and plants for life and growth. If there is no sun, it would always be dark. We would not get food to eat. The streams, lakes, rivers and oceans would not get water. We would, therefore, not get water to drink. Thus, the sun is a source of life to human-beings, animals and plants.

3.1. Answer the following questions:

- a) What will happen if there is no sun? Write two points.
b) What is the source of life on the earth?

3.2. Complete the following sentences:

- a) The Sun gives and to the earth.
b) Heat and energy is needed..... for life and growth.

3.3 Find antonyms (opposites) of the following words from the passage.

- a) light b) never

3.4 Find four nouns from the passage.

_____ , _____ , _____ , _____

Do the following exercises in the worksheet given below:

8. Make sentences by rearranging the following jumbled words in a correct order.

The first one has been done as an example:

e.g. help/needy/the/always
Always help the needy.

- a) capital/the/Delhi/is/India/of
- b) tiger/a/shot/the/hunters
- c) food/ cooks/ delicious /mother /my
- d) passed/students/the/test/this
- e) favourite /my /cricket/ game /is
- f) sugar/my tea/add/to/please/some
- g) English/mother/speak/my /can
- h) early/should/up/we/get
- i) Tina/absent/are/Jaya/today/and
- j) noise/those/making/were/girls/a

9. Choose Proper and Common nouns and write them in separate column:

clock	The Tribune	teacher
city	doctor	London
Ramayana	bat	Suresh
boy	gold	Pen
students	pilot	Taj Mahal
Ganga	America	Friday
Dubai	Sumedha	Guard
mango	hospital	Oranges

Proper nouns	Common nouns

10. Rewrite the following sentences using Pronouns. The first one has been done as an example

- 1) Ashok is a good boy. Ashok is in the room.
Ashok is a good boy. He is in the room.
- 2) Mary is reading in 3rd class. Mary is very intelligent.
.....
- 3) Rohini is not here. Where has Rohini gone?
.....
- 4) I have a pen. I write with pen.
.....
- 5) Naveen is a good boy. All like Naveen.
.....
- 6) His mother is a teacher. His mother teaches Science.
.....
- 7) Seema and Sohan are my friends. Seema and Sohan are my class fellows.
.....
- 8) Jack and Jill are here. Jack and Jill are brother and sister.
.....
- 9) They have a dog. The dog is called Moti.
.....
- 10) Raghav gave me roses. The roses were red.
.....

Write five – six lines about the following pictures in holiday's HW notebook
A.





Nouns

Look at the pictures given below and write 'p' for persons, 'p' for places, 'T' for things and 'A' for animals in the boxes provided below the pictures:

































New Words

Here are some words when rearranged can form a new word. Try it:

pear - r

rail - l

shore - h

dear - r

rate - t

leap - p

heart - e

snap - s

rats - s

cloud - c

loud - l

bear - b

mango - a

lemon - m



Project work:

Make the following projects on designer A4 size sheet and get it laminated for using as a table -mat :

1. Find at least 20 common nouns from the chapters done in the class of My English Reader . (Roll no. 1-6)
2. Find at least 20 proper nouns from the chapters done in the class of My English Reader . (Roll no. 7-12)
3. Find 10 new words from the chapters done in the class of My English Reader and write their antonyms . (Roll no. 13-18)
4. Find 10 new words from the chapters done in the class of My English Reader and write their synonyms . (Roll no. 19-24)
5. Find 10 verbs from the chapters done in the class of My English Reader and write their past and past participle forms . (Roll no. 25 onwards)



Mathematics



1. Students, it's time for fun and frolic along with some useful tips . Use your mind and give your best. Solve the interesting puzzles, take a broader look at the shapes and broaden your horizon



CODING - DECODING

Observe the following code.

F	L	Y	I	N	G		S	A	U	C	E	R
1	2	3	4	5	6		7	8	9	10	11	12

Each of the given words has a value. Find it by multiplying the numbers that each letter represents:-

I F = 4 X 1 = 4	I N N
A N	N A G
U S	F U N
I N	L I E
A S	C A L L
F L Y	I L L

Fun with Rectangle

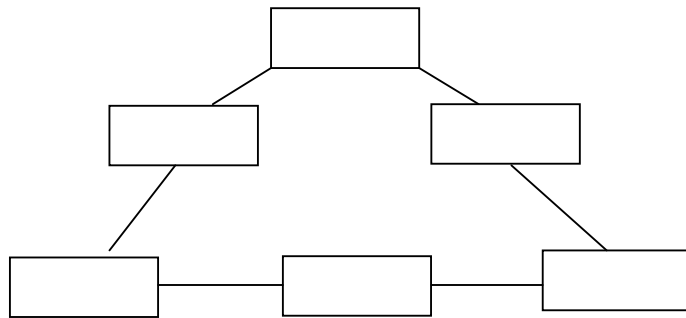
2. Count the number of rectangle in given figure :- _____



Fun with Numbers



3. Place the numbers from 1 to 6 in such a way that the sum of each side is 9.



Let's make 100

4. Encircle 5 pairs of numbers which are next to each other and make a sum of 100. You can go straight or diagonally.

86	14	27	23
50	76	73	77
24	40	9	91
10	90	60	40

Calendar Work

5. Observe the given calendar carefully and answer the given questions.

JANUARY

Mon	Tue	Wed	Thu	Fri	Sat	Sun
					1	2
3	4	5	6	7	8	9
10	11	12	13	14	15	16
17	18	19	20	21	22	23
24	25	26	27	28	29	30
31						

- a) On which date is the second Saturday of the month ? _____
b) Which day is the fourteenth day of the month ? _____
c) Which day and date falls in the middle of the month ? _____
d) Which date in this month is our national holiday ? _____

6. Revise chapters 1, 2 and 3 for unit test to be held in July .

7. Write tables on a sheet as per assigned Roll numbers. Get it laminated.

Your table mat is ready to make learning fun.

R.No. 1-10- Tables from 2 to 6

R.No. 11-20- Tables from 7 to 11

R.No. 21 onwards- Tables from 12 to 16

Assignments

- Q.1) Write down the smallest 4 digit and greatest 4 digit number in which no digit is repeated.
- Q.2) Write the smallest and greatest number using digit 8 , 0 , 9 , 2
Smallest number:- _____ Greatest number:- _____
- Q.3) Complete the pattern :-
a) 1000 , 1010, 1020, _____ , _____ , _____ , _____
b) 9999, 8888 , 7777 , _____ , _____ , _____ , _____
c) 986 , 886 , 786 , _____ , _____ , _____ , _____
d) 1 , 11, 111 , _____ , _____ , _____ , _____
e) 870 , 820 , 770 , _____ , _____ , _____ , _____

- Q.4) Write down the successors of greatest 1 digit to greatest 4 digit number:-
 1) greatest 1 digit :- 2) greatest 2 digit:-
 3) greatest 3 digit:- 4) greatest 4 digit:-
- Q.5) Write down the predecessor of smallest 1 digit to smallest 4 digit number:-
 1) smallest 1 digit :- 2) smallest 2 digit:-
 3) smallest 3 digit:- 4) smallest 4 digit:-
- Q.6) Write down the age of your family members and then arrange them in to ascending order:-
 Ascending order _____
- Q.7) Fill in the blanks:-
 a) Take away 900 from 1000 and we get = _____
 b) 100 is 30 more than = _____
 c) 300 less than 550 = _____
 d) 950 added to 450 = _____
 e) 900 more than 760 = _____
 f) $1849 - 0 =$ _____
 g) _____ - 0 = 6550
 h) $438 +$ _____ = _____ + 98
- Q.8) A shopkeeper had 2000 eggs in his shop. He sold 1367 eggs . How many eggs are remaining ?
- Q.9) Subtract and check your answer.:- a) $9000 - 7676$ b) $8767 - 1634$
- Q.10) Find the difference the largest number of 4 digit and smallest number of 3 digit.

Hindi

1. कॉपी व पुस्तक में कराया गया कार्य याद करे ।
2. कोई एक शिक्षाप्रद कहानी कॉपी में लिखें ।
3. संख्या 1 से 50 तक हिंदी में अपनी कॉपी में लिखिए ।
4. भाषा माधुरी में से पाठ 1 से 8 पढ़िए और प्रतिदिन 5 कठिन शब्द लिखिए और उनको वाक्य में प्रयोग कीजिए (दस दिन तक) ।

क्रियात्मक कार्य

1. अपने घर के पास के बगीचे में भ्रमण करे और वहाँ लगे पेड़ -पौधों के नाम लिखिए। (रोल नंबर 1 से 7 तक) (ए4 शीट पर करें)
2. गर्मी के मौसम में खाए जाने वाले पाँच फल व पाँच सब्जियों के चित्र चिपका कर उनके नाम लिखिए । (रोल नंबर 8 से 14 तक) (ए4 शीट पर करें)
3. पाँच जानवरों और पाँच विद्यालय से सम्बन्धित चीजों के चित्र चिपका कर उनके नाम लिखिए । (रोल नंबर 15 से 21 तक) (ए4 शीट पर करें)

4. पाँच पक्षियों और पाँच स्थानों के चित्र चिपका कर उनके नाम लिखिए ।

(रोल नंबर 22 से 28 तक) (ए4 शीट पर करें)

नोट :- प्रथम इकाई परीक्षा पाठ्यक्रम पाठ - 2, 3, 4 (भाषा माधुरी+भाषा अभ्यास)

एक / अनेक

चित्र में एक और अनेक चीज़ों को अलग करके लिखो



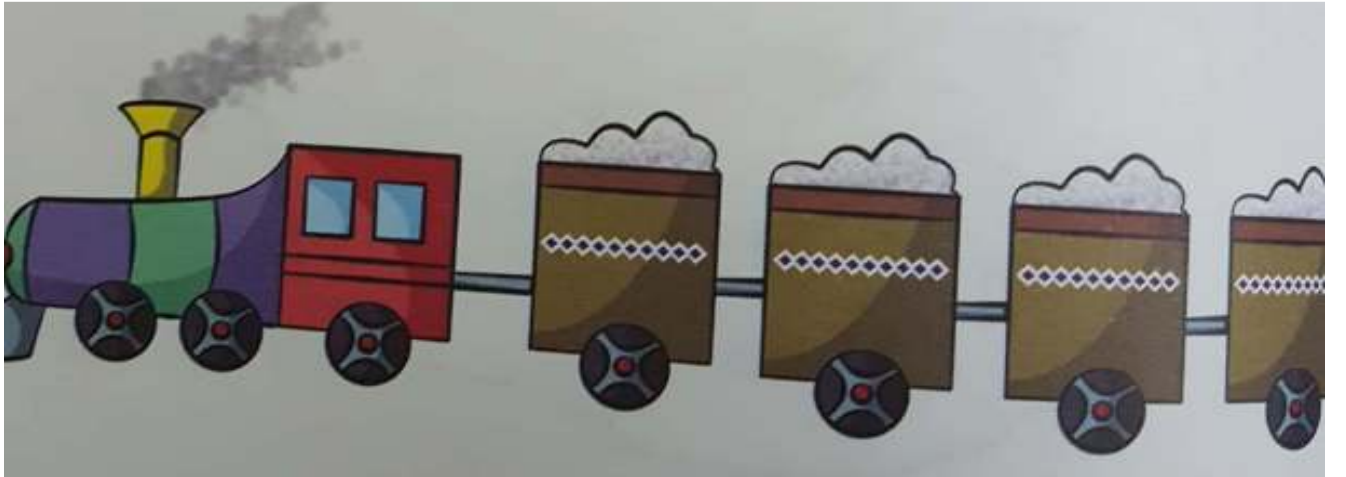
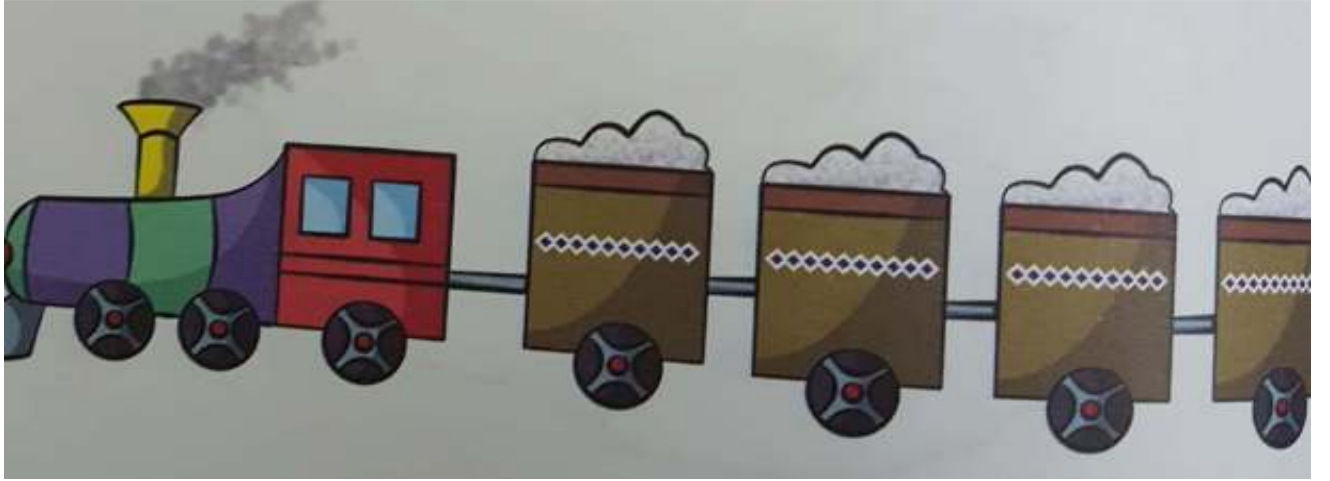
इन चीज़ों के नाम लिखिए -

जो एक हैं

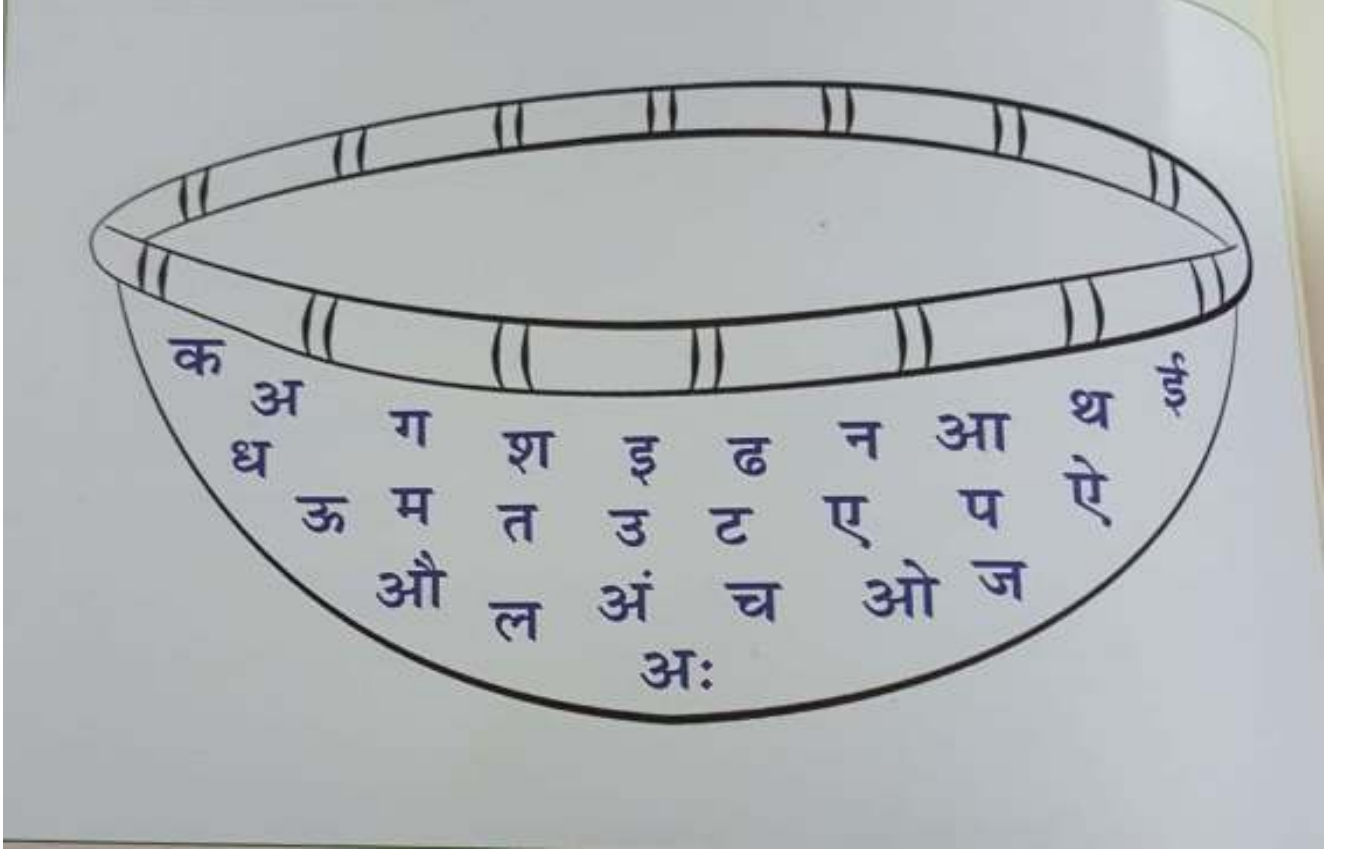
जो अनेक हैं

शब्द सीढ़ी

शब्दों की रेल बनाए | आप एक शहर का नाम लिखिए | फिर उसके आखिरी अक्षर से दूसरे शहर का नाम लिखिए :-



स्वर और व्यंजन



ऊपर लिखे स्वर और व्यंजन को अलग करके लिखिए -

स्वर _____

व्यंजन _____

शब्दों को सही क्रम में लगाकर वाक्य बनाइए -

1. राशि है खेलती फुटबॉल ।

2. गया सो रोते - रोते बच्चा ।

3. है पक्षी उड़ रहे ।

4. है साँप जहरीला बहुत होता ।

5. हैं गए पिताजी आगरा ।

6. है अच्छा बहुत स्वभाव उसका ।

7. है सींचता को पौधों माली ।

8. लाए फल से बाज़ार पिताजी ।

9. जा है रहा साइकिल पर अनुभव ।

संज्ञा

नीचे दिए गए चित्र में से बारह संज्ञा शब्द (नाम वाले) ढूंढ कर लिखिए :-



1. _____

7 _____

2. _____

8 _____

3. _____

9 _____

4. _____

10 _____

5. _____

11 _____

6. _____

12 _____

चित्र को देखकर पांच वाक्य बनाइए कौन क्या कर रहा है ?

1. _____

2. _____


3. _____

4. _____

5. _____

संवाद शैली

नीचे एक पुस्तक मेले का चित्र दिया गया है | इस मेले में महक और रमन पुस्तकें लेने गये हैं | उनकी बातचीत को संवाद शैली के रूप में लिखिए -



महक _____

रमन _____

महक _____

रमन _____

महक _____

रमन _____

महक _____


रमन _____

महक _____

रमन _____



1. Revise & Learn L-1, 2.
2. Make 10 MCQs from each lesson.
3. Project : Take A Nature Walk. Collect & dry different types of leaves. Paste them on A4 size sheet in beautiful creative manner. e.g. Animals, birds etc .



Go for a walk outside on a nice day to collect leaves and get a closer look at the changes that are taking place around you with the change of the seasons. Your nature walk will be more fun if you bring someone along to help you collect and observe. Make sure one of the people you take along is a parent or other adult!

Here are some things you might want to take with you:

- Plastic bags for bringing leaves and other items home
- A snack and water bottle if you are going for a long walk
- A notebook and pencil to help you remember things you see but can't take home
- Camera to take pictures along the way
- Backpack or bag to keep it all in

Things to collect:

- Leaves in every fall color you can find (look for yellow, orange, red, brown, purple, and even green ones)

When you get home, press the leaves between sheets of newspaper and some heavy books for a few days until they dry out. That way they will stay flat and keep their beautiful colors instead of curling up and looking dead.

Things to notice:

- Are most of the leaves on a tree the same color, or do you see more than one color of leaves on the same tree?
- Do you see more trees that stay green and don't lose their leaves during the fall or trees that do lose their leaves?
- How does the grass look in the places you walked? Is it still green? Is some of it turning brown?
- Do you notice any flowers blooming?
- Do you notice other things falling from trees – such as acorns or seed pods?
- If you see any animals, such as squirrels, what are they doing?



1. Learn lesson 1, 2, 3 for Unit Test.
2. Read Ch.4 to7 and underline the difficult words.
3. Paste political map of India on A4 sheet, locate States of India and colour your state.
4. Make at least four flashcards on the following topics:
 1. Our Food (Roll No.1to6)
 2. Our Dresses (Roll No.7to12)
 3. Tools of early man (Roll No.13to18)
 4. Different types of Houses (Roll No.19to24)
 5. Indoor and Outdoor games (Roll No.25to30)
 6. Different types of occupations (Roll No.31 onwards)

Note: Divide A4 card sheet into four equal parts and prepare flash cards accordingly.

Computer

- Do Activities of Pg no. 10, 15, 18, & 19.
- Try to draw Hut, Smiling Face and Garden with swings in tux Paint.
- Try to type few lines on 'Myself' in M.S. Word OR WordPad.

Drawing

1. Do- page 1 to 15 (Step by Step). Colour with Pencil colours.
2. Make five sheets of Landscape & Cityscape with pencil colours/water colours/crayons in Sketch book.
3. Make greeting card and mask and decorate it as per your choice (one for each)

